

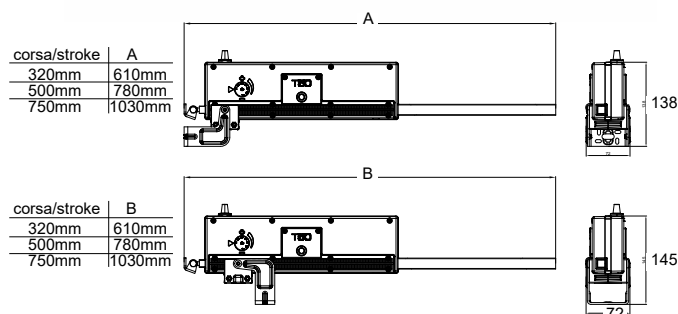
# T50

Rack actuator  
Thrust force 500N  
Adjustable stroke  
Max. 1000 mm



## DESCRIPTION FOR TECHNICAL SPECIFICATIONS

Linear electrical actuator, model T50, with self-aligning swivel movement, with stroke, complete with brackets and fitting accessories for top hung windows. Available at 230V 50Hz or at 24V DC. Max. applicable force 500N, max. stroke 1000mm +/- 20mm. Stroke adjustable about every 50mm by external adjusting selector. Preset for the mechanical connection of 2 or more push points by transmission rod. S version for simultaneous synchronization and operation of more actuators installed on a single window (without connecting bar) available on demand. CE marked device.



Connection of several drives by adding rapid-coupling connecting rods and rack groups for the installation in particularly large windows.



Rapid coupling system even when disconnected from the power supply due to the easy adjustment of the self-aligning sliding bracket that provides for the adjustment of the end of stroke every 2mm.



High protection IP 55 rated.

## TECHNICAL CHARACTERISTICS

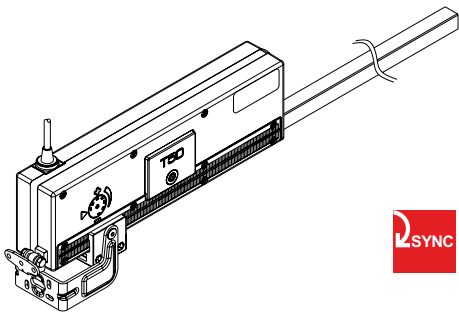
### T50 230V

### T50 24V

Power supply voltage	230V ~ 50Hz	24 V DC
Max. applicable load	500 N	
Max. applicable load tandem version (1 master + 1 slave)	500 N	
Max. applicable load tandem version (1 master + 1 master)	700 N	
Max. applicable load tandem version (1 master + 2 slaves)*	450 N	
Distance between 2 push points	max 2,4m - min 1m (1,5m between 2 masters)	
Available strokes (+/- 20mm) T50 mod. 320	150 - 200 - 250 - 320 mm	
Available strokes (+/- 20mm) T50 mod. 500	150 - 200 - 250 - 320 - 400 - 450 - 500 mm	
Available strokes (+/- 20mm) T50 mod. 750	180 - 280 - 370 - 470 - 560 - 650 - 750 mm	
Available strokes (+/- 20mm) T50 mod. 1000	Adjustable on demand	
Absorbed current at max. load	0,3 A	1,4 A
Idle translation speed	18 mm/s	10 mm/s
Duration of the idle stroke	(stroke/idle translation speed)	
Double insulated	YES	-
Service type	S2 of 4 min	
Operating temperature	-5°C +55°C	
Protection Class	IP 55	
Parallel connection option	YES	
Adjustment of stroke end and strokes	encoder	
Dimensions	from 610 up to 1030x62x94 mm	

\* Operation up to 6 drives on the same window frame is possible by transmission rod. Ask our technical dept. for the placement of the pushing points and the calculation of the thrust force.

CODE	PRODUCT DESCRIPTION
------	---------------------



#### T50 Actuator kit (master)

3C20001	T50 Rack actuator 230V stroke 320 mm (adjustable)
3C20002	T50 Rack actuator 230V stroke 500 mm (adjustable)
3C20013	T50 Rack actuator 230V stroke 750 mm (adjustable)
3C22004	T50 Rack actuator 230V stroke 1000 mm (adjustable) *
3C20003	T50 Rack actuator 24V stroke 320 mm (adjustable)
3C20004	T50 Rack actuator 24V stroke 500 mm (adjustable)
3C20014	T50 Rack actuator 24V stroke 750 mm (adjustable)
3C22008	T50 Rack actuator 24V stroke 1000 mm (adjustable) *



\* Thrust force 400N, T50S with stroke 1000mm already equipped with electronic board for simultaneous synchronized operation of 2 actuators on the same window.

T50S version for the synchronous operation of more T50 on the same window frame available.



#### T50 Rack assembly kit (slave)

3C2100	T50 Rack assembly stroke 320 mm (connection and fitting accessories included)
3C2101	T50 Rack assembly stroke 500 mm (connection and fitting accessories included)
3C2104	T50 Rack assembly stroke 750 mm (connection and fitting accessories included)
3C2105	T50 Rack assembly stroke 1000mm (connection and fitting accessories included)

#### T50 connection rod


1C2505	T50 connecting rod - Length 1500 mm (interaxis max. 1400 mm)
1C2509	T50 connecting rod - Length 3000 mm (interaxis max. 2400 mm)

#### Description of the standard pattern for 2 push points

3C20001	T50 Rack actuator 230V stroke 320 mm (adjustable)
3C2100	T50 Rack assembly stroke 320 mm
1C2505	T50 connecting rod - Length 1500 mm

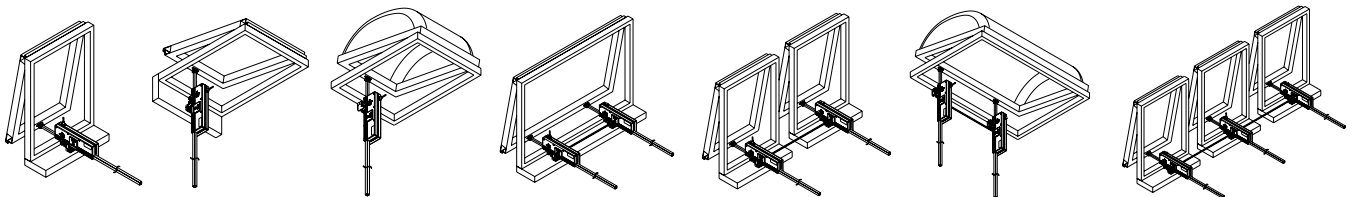
#### Description of the standard pattern for 3 push points

3C20001	T50 Rack actuator 230V stroke 320 mm (adjustable)
3C2100	T50 Rack assembly stroke 320 mm
1C2509	T50 connecting rod - Length 3000 mm



#### Accessories and spare parts

3C2010	Actuator support brackets
3C2001	Spare parts and sash bracket
1C2804	Junction ring between the connecting rods for 3 push point
0A0483	connecting rod stop



Top-hung windows

Skylights

Cupolas